
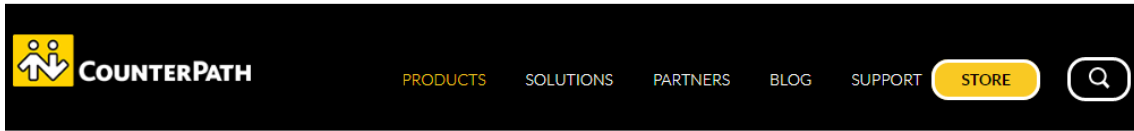


CONFIGURAÇÃO X-LITE

- 1.0 Acesse o site: <http://www.counterpath.com/x-lite-download/>
Clique em **Download**.



2.0 Clique em Download de acordo com seu sistema operacional.



Ready to Download the Free X-Lite Softphone?

Before you download X-Lite for Windows PC or Mac, please note that in order to use X-Lite to make audio calls to softphone/mobile/landline numbers and make video calls/send Instant Messages to softphones, a VoIP subscription with a local service provider or Internet Service Provider is required. Please contact your local service provider to subscribe.



[Download X-Lite for Windows](#)

[Download X-Lite for Mac](#)

Sales Request Form

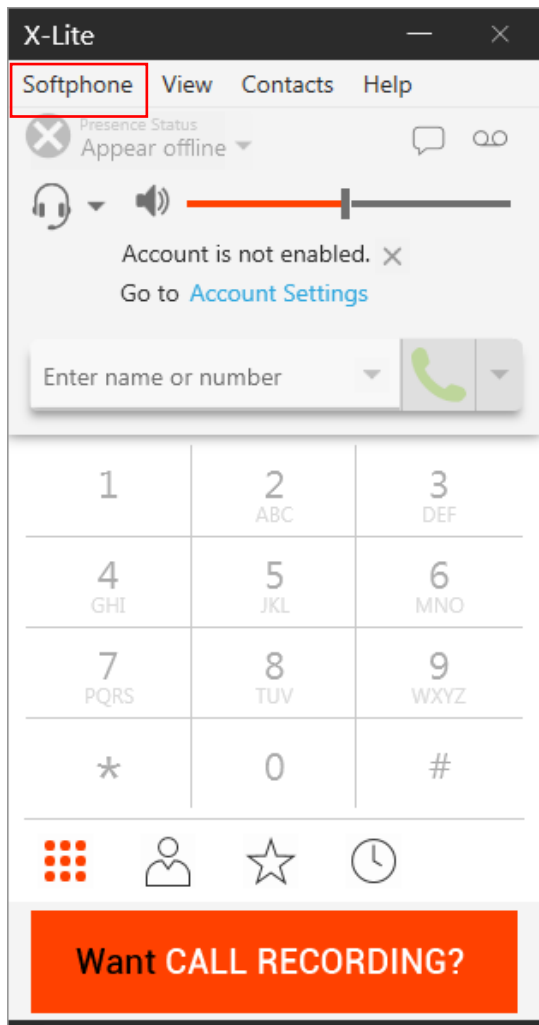
Try **X-Lite** for FREE - and try our

3.0 Aceite o termo de licença.

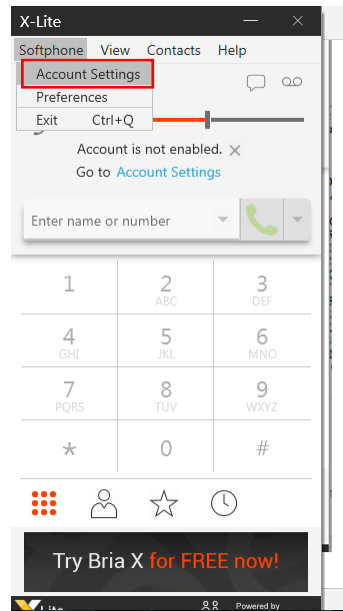
Clique em Executar para instalar o aplicativo.



4.0 Acesse o Aplicativo.
Clique em Softphone.



Clique em Account Settings.



5.0 Adicione as informações.

SIP Account

Account Voicemail Topology Presence Transport Advanced

Account name:

Protocol:

Allow this account for

- Call
- IM / Presence

User Details

- * User ID:
- * Domain:
- Password:
- Display name:
- Authorization name:

Domain Proxy

- Register with domain and receive calls

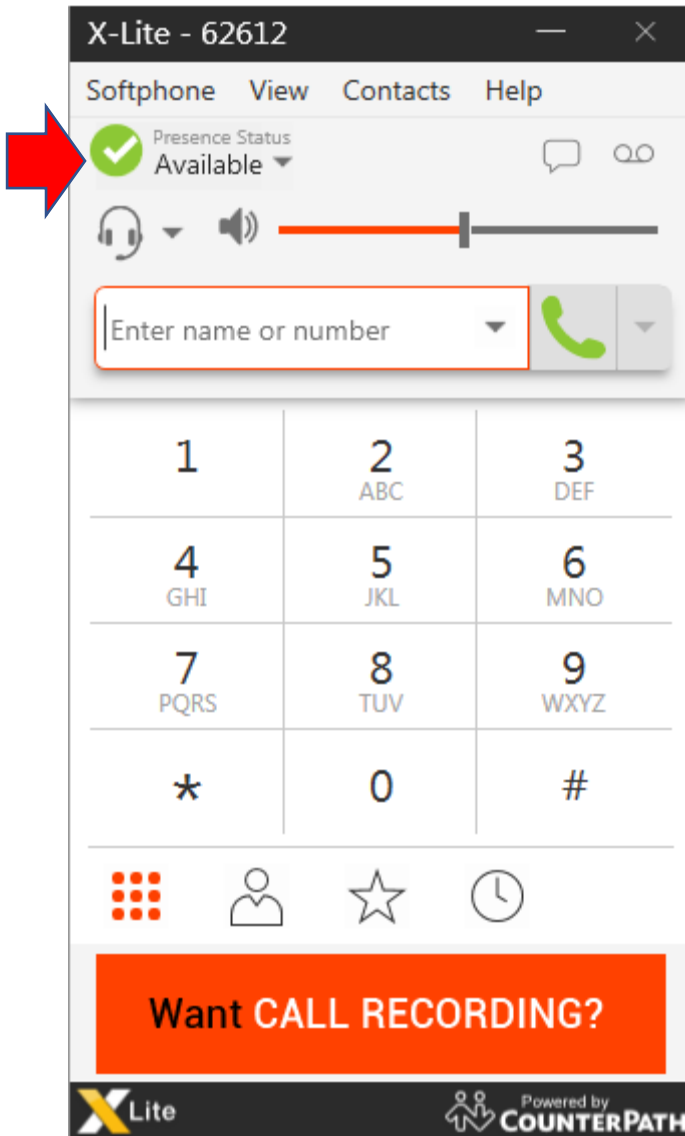
Send outbound via:

- Domain
- Proxy Address:

Dial plan:

OK Cancel





Conta Voip configurada com Sucesso.